

SV8100 – System

Pre-Sales Support
UNIVERGE SV8100
Release 5

Doc. Version 5.00

Agenda

- System Hardware
- Port Calculation
- Boundaries
- Licenses



System hardware

Always present

- 1x CHS2U-EU
 - 6 slot chassis, 19 inch, 2U, power cord
- 1x CD-CP00-EU
 - Processor blade



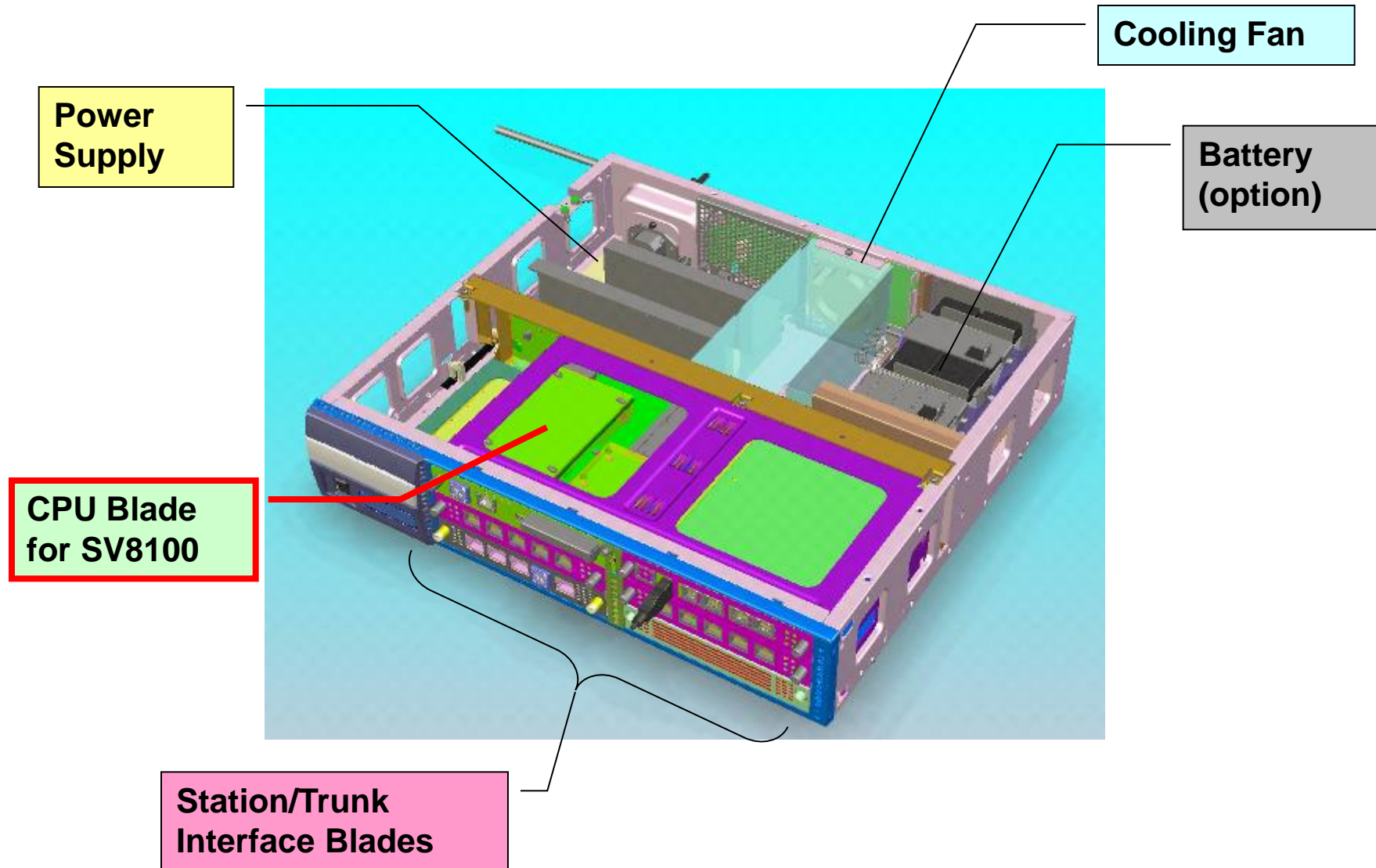
Default enabled in Prophix:

- 1x CH2U Rack mount kit
 - Single rack mount chassis
- 1x lk-sys-SMDR license
 - SMDR License
(Station Message Detail Recording for call accounting purposes)



19-inch Chassis (2U)

Hardware



Chassis

Hardware

1x SV8100 CPU

Front side view

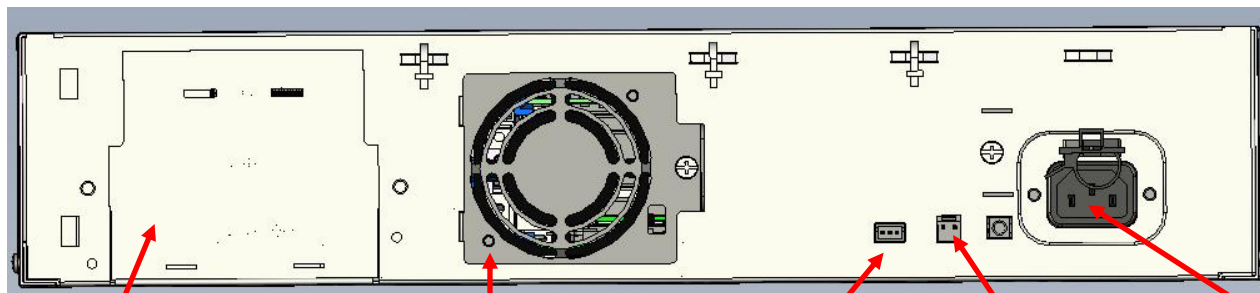


Power Switch
and LED

Expansion
interface Slot

5 Universal optional slots

Back side view



Optional internal
battery latch


Cooling
fan

External
battery

Functional
Ground terminal

Mains inlet


- ### Accent Color:
- Yellow = Trunk Lines → Protection for lightning surge
 - Blue = Extension Lines → No protection for lightning

	01	 CD-CP00 + PZ-ME50	04	 CD-4LCA 33~36tel
	02	 CD-PRTA (PRI) 13~36trk	05	 CD-PRTA (T1) 37~60trk
	03	 CD-16DLCA 1~16tel	06	 CD-PRTA (T1) 61~84trk

Processor blade

Hardware

CD-CP00



- Software is loaded into CD-CP00 memory and can be upgraded
- Call control server
- RTP forwarding
- Built-in Device Registration Server (DRS) and SIP Server

Connection for daughter boards with:

- Media gateway
- Extended memory
- Voicemail server (InMail)

Embedded Conference bridge server:

- 64 conference ports
- Up to 32 internal / external parties per conference

Processor blade

- USB for upgrading software or downloading system data
- Ethernet for
 - PCPro, WebPro,
 - CTI, OAI
 - ACD MIS, PMS
- 3.5mm pin jack for external sources
 - MoH, Back Ground Music,
 - External speaker
 - etc.
- RJ61 external source control connection
- music on hold
 - via the BG / MOH port of CPU.
 - via the voicemail (downloadable wav files)


Memory expansion

PZ-ME50 memory expansion in case of:

- NetLink networking
- System networking (K-CCIS)
- Remote upgrade
Note that also an USB key has to be connected
- More than 64 ports / channels
(extensions plus trunks)

Limitations for CD-CP00 **without** PZ-ME50:

- Only 1 SV8100 chassis
- Only 1 CD-LTA / CD-LTB card in SV8100
- Max 8 ports InMail VM / VRS
- DtermIP does not work
- Max 64 ports with flexible port assignment
- Virtual extensions will not be limited (BCT!)



Boundaries

PZ-ME50 memory	Port capacity license	Maximal number of ports					
		TDM			IP		Total
		Phone	Trunk	Total	Phone	Trunk	
Not Mounted	None	64			64		64
Mounted	None	128			512	200	712
Mounted	256 Port License	256	200	256	512	200	712
Mounted	Unlimited Port License	512	200	712	512	200	712

InMail in SV8100 **without** memory card (PZ-ME50) → 8 ports

InMail in SV8100 **with** memory card (PZ-ME50) → 16 ports





NB. 256 / unlimited port license upgrade requires SV8100 reboot

Port Calculation

Hardware

Example:

- SV8100 with 200 DT310 telephones

Quote		Material Specification	Configuration Differences
Qty	Description	Prod.Code	
	iSPBX		
200	DTL-2E-1P(BK)TEL (DT310)	BE106854	
9	Cable RJ21X-6xRJ61X 4.5 mtr.	9600 016 60000	
9	24 Port PATCH PANEL	9600 511 50230	
2	CHS2U-EU	BE106529	
1	SV8100 Starter Package EU	BE108094	
1	PZ-BS10	BE106342	
2	PZ-BS11	BE106343	
1	PZ-ME50-EU	BE107322	
12	CD-16DLCA	BE106345	
1	CD-8DLCA	BE106344	
3	CH2U RACK MOUNT KIT	BE106405	
	iSPBX Licences		
1	LK-SYS-256 PORT-LIC	BE107573	
1	LK-SYS-SMDR-LIC	BE107576	

Configuration:

More than 64:

- Enhanced memory

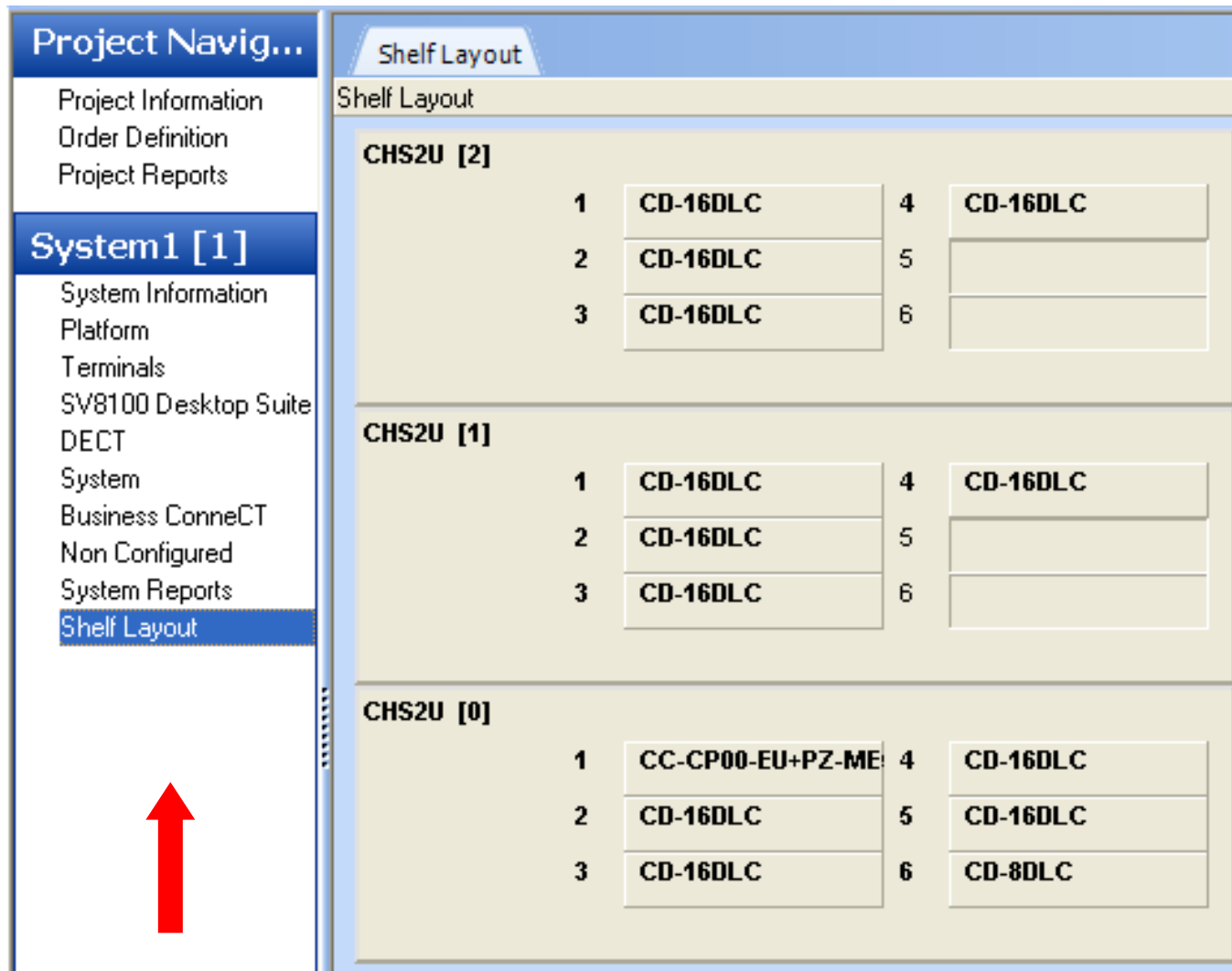
More than 128,

But less than 256:

- 256 capacity license

Example: SV8100 with 200 DT310 telephones

Port Calculation



Project Navig...

- Project Information
- Order Definition
- Project Reports

System1 [1]

- System Information
- Platform
- Terminals
- SV8100 Desktop Suite
- DECT
- System
- Business Connect
- Non Configured
- System Reports
- Shelf Layout**

Shelf Layout

CHS2U [2]

1	CD-16DLC	4	CD-16DLC
2	CD-16DLC	5	
3	CD-16DLC	6	

CHS2U [1]

1	CD-16DLC	4	CD-16DLC
2	CD-16DLC	5	
3	CD-16DLC	6	

CHS2U [0]

1	CC-CP00-EU+PZ-ME	4	CD-16DLC
2	CD-16DLC	5	CD-16DLC
3	CD-16DLC	6	CD-8DLC

14 blades:

- 1x CC-CCPU
- 12x CD-16DLC
 $12 \times 16 = 192$
- 1x CD-8DLC
 $192 + 8 = 200$

Example: sv8100 with 300 DT310 telephones

Port Calculation

Quote	Material Specification	Configuration Differences
Qty	Description	Prod.Code
[-]	iSPBX	
	300 DTL-2E-1P(BK)TEL (DT310)	BE106854
	13 Cable RJ21X-6xRJ61X 4.5 mtr.	9600 016 60000
	13 24 Port PATCH PANEL	9600 511 50230
	3 CHS2U-EU	BE106529
	1 SV8100 Starter Package EU	BE108094
	1 PZ-BS10	BE106342
	3 PZ-BS11	BE106343
	1 PZ-ME50-EU	BE107322
	19 CD-16DLCA	BE106345
	4 CH2U RACK MOUNT KIT	BE106405
[-]	iSPBX Licences	
	1 LK-SYS-256 PORT-LIC	BE107573
	1 LK-SYS-SMDR-LIC	BE107576
	1 LK-SYS-UNLIMT PORT-LIC	BE107572

TDM

For >256 ports (trunks+ext):
→ Enhanced memory

→ 256 capacity license

→ Unlimited port license

Example: SV8100 with 214 analogue ports, 1 ISDN PRI card plus InMail with 10 VM users and 4 sim. voice prompt languages

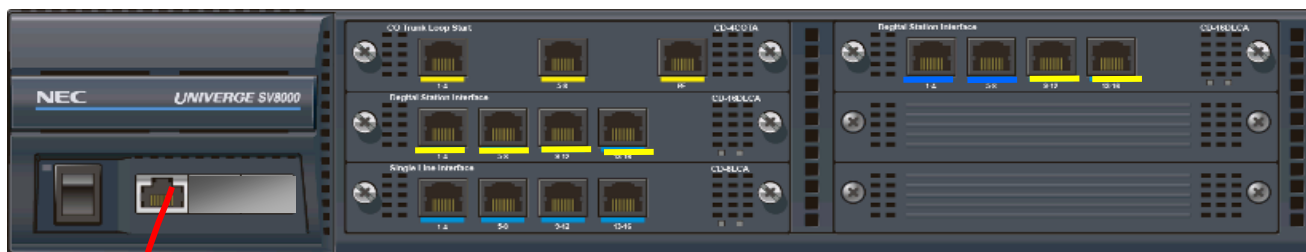
Port Calculation

Qty	Item	Prophix	Cap Lic
1	CPU, 1xBS10, 2xBS11	CD-CP00-EU, PZ-BS1x	
3	Rack mount	CH2U Rack mount kit	
3	Chassis	CHS2U-EU	
1	ISDN PRI card	CD-PRTA	30
13	Analogue line card	CD-8LCA	104 (13x8)
13A	Analogue line card (daughter)	PZ-8LCE	104 (13x8)
1	Analogue line card	CD-4LCA	4
1	Combination blade	CD-LTB	2
1	Extended memory	PZ-ME50-EU	
1	InMail	PZ-VM21 plus modem	16 (me50)
1	Voicemail software	AKS InMail EU	
1	Extra simultaneous language	lks-vm-language1-lic	
10	User license	lks-vm-user1-lic	_____ +
1	256 port capacity	lk-sys-256 port-lic	260 (>256)
1	Unlimited port capacity	lk-sys-unlimt port-lic	

InMail **without** memory card (PZ-ME50) → 8 ports; With ME50 → 16 ports

Expansion

Expansion system



PZ-BS11

Installed on each expansion chassis

Controlling system



PZ-BS10

Installed in EXIFU slot

Expansion system supports 6 optional slots

Max. 4 chassis per system

All blades can be replaced while SV8100 is powered up:

- Except CD-CP00, PZ-BS10/11, PZ-ME50, PZ-xxIPLA, PZ-VM21
- To remove any of these blades, SV8100 must first be powered down



EXIFU = EXpansion InterFace Unit


Enables CCPU to transmit and receive data to additional chassis

Special cable cable (1.2 m) is used to connect:

- the controlling chassis and its PZ-BS10 interface
- to the 2nd, 3rd, and 4th PZ-BS11 interface

Each BS11 provides 32 extra DMTF receivers to 2nd, 3rd and 4th cab.

- CPU has already DMTF 32 receivers
- The overall limit is 96. 32 in the first and 64 shared between the remaining 3.



9.5" Chassis

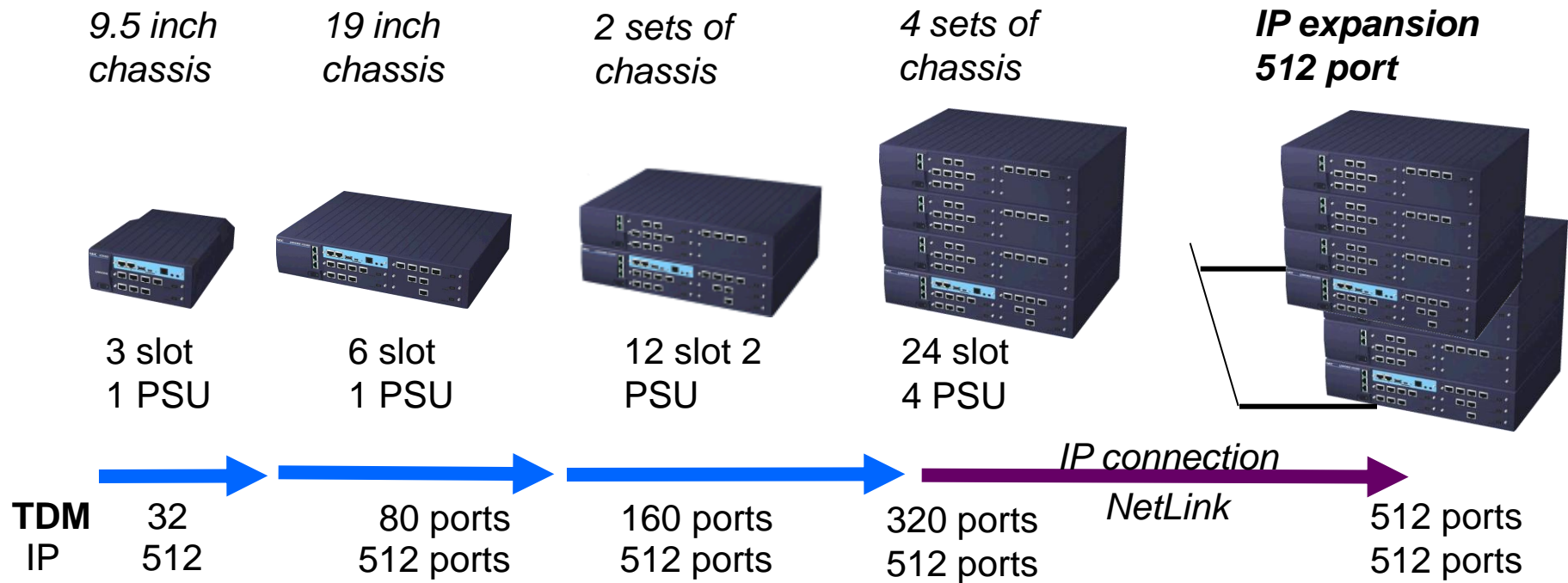
- 9.5", CHS2UB-EU,
- One CPU blade
 - On board VoIP resources
 - On board Voice Mail, InACD
- Two universal slots for trunk, extension or application
- 512 IP ports
- 32 TDM ports
- All telephone and networking functions of SV8100
- Small battery box, battery set 2x12V



- Boundaries mentioned in tables with boundary overviews
- No stack mechanism for extra chassis like for 19" (no expansion)
 - No expansion by PZ-BS10/11
- Prophix: Option to upgrade from existing 9.5" SV8100 to 19" SV8100
- Put on the market because of attractive pricing
- Not the successor of IPC100 !
- 3-slot chassis must be installed and placed vertically:
- A desk mount unit is available for vertical placement
- Easily mountable
- No fan available
 - Forced cooling
 - Quiet
- No 19" rack mounting possible

SV8000	
Platform	
Select Starter Package	?
SV8100	?
9.5" 3 Slot	?
Main	?

CAPACITY



TDM:

- Max. 80 terminals per 2U/19" chassis due to power restrictions
- Max. 4x19" chassis (1CPU + 23boards) in single node
- Max. capacity requires multiple nodes, connected by NetLink

Boundaries

Chassis size	9.5"	19"				
Amount of chassis	1+cpu	1+cpu	1-cpu	2 (12)	3 (18)	4 (24)
# slots for interface blades	2	5	6	11	17	23
CHS2U 19" chassis	0	1	1	2	3	4
PZ-BS10 expansion 3 jack	0	1	0	0	0	0
PZ-BS11 expansion 1 jack	0	0	1	1	2	3
CHS large battery box	0	1	1	2	3	4
CHSGW small battery box	1	0	0	0	0	0
CHS2U fan box set	0	1	1	2	3	4
MPS701 power supply	1	1	1	2	3	4
CD-CP00 CPU blade	1	1	0	1	1	1
PZ-32 / 64 / 128 IPLA	1	1	0	1	1	1
PZ-ME50 memory	1	1	0	1	1	1
PZ-VM21 voice mail	1	1	0	1	1	1

Chassis size	9.5”	19”				Network
Amount of chassis	1 (3)	1 (6)	2 (12)	3 (18)	4 (24)	
IP trunks (SIP)	200					
Analog trunks (COT)	16	40	88	136	184	200
ISDN PRI channels	60	90	180	180	180	200
ISDN BRI channels	16	40	88	136	184	200
DT700 series	512					
SP310 soft phone	128					
SIP DECT terminals	250					
Standard SIP/WLAN terminals	512					
DT300 series	32	80	160	240	320	512
Analog terminals SLT (-24V)	32	80	160	240	320	512
Analog terminals SLT (-48V)	8	20	44	68	92	512

Chassis size	9.5"	19"			
Amount of chassis	1 (3)	1 (6)	2 (12)	3 (18)	4 (24)
IP PAD VoIP channels	32 / 64 / 128				
IP PAD VoIP channels + sRTP	24 / 48 / 96				
SV8100 InMail	8/16 channel* and 32 hrs storage 576 mailbox				
VRS channels	16				
V90 modem	1				
InACD	512 agents; 64 ACD groups				
Interactive Voice Response	Up to 16				
NetLink networking	50 systems				
K-CCIS networking	Max 255 systems				
Gigabit POE switch (8 ports)	2	2	4	6	8

SV8100 Blade names

CD	- Base blade
PZ	- Daughter card
BS10	- EXIFU - 3 connections (1 per system)
BS11	- EXIFU - 1 connection (Expansion)
ME50	- Memory expansion
IPLA	- VoIP daughter card
DLCA	- Digital extension
LCA	- Analogue extension (SLT)
COT	- Analogue Trunk (PSTN)
DTA	- E&M Tie line
BRIA	- Basic Rate (ISDN2)
30PRTA	- Primary Rate (ISDN30)
LTA	- Combo Card 8 digital + 2SLT
LTA+2BRI	- Combo Card 8 digital + 2SLT + 2xISDN2
LTA+4COT	- Combo Card 8 digital + 2SLT + 4xPSTN

Functions	SV8100 Name
Main Processor Unit	CD-CP00
System expansion I/F for 1st Base chassis	PZ-BS10
System expansion I/F for 2nd, 3rd, 4th Expansion chassis	PZ-BS11
16ch Voice mail (Mounted on CCPU)	PZ-VM21
Memory expansion (Mounted on CCPU)	PZ-ME50
32/64/128VOIP (Mounted on CCPU)	PZ-32/64/128IPLA
8 Digital	CD-8DLCA
8 Digital Daughter (on 8DCLA)	PZ-8DLCB
4 Analog Trunk interface (Loop Start)	CD-4COTA
4 Analog Trunk interface goes on 4COIU	PZ-4COTE

Functions	SV8100 Name
4/8 SLT interface w/ MW	CD-4LCA/PZ-8LCA
4/8 SLT interface w/ MW goes on 4/8SLIU	PZ-4LCA/PZ-8LCE
2 Basic rate interface	CD-2BRIA
2 Basic rate goes on 2BRIU	PZ-2BRIA
ISDN PRI/T1/E1 trunk interface	CD-PRTA
4 DID/OPX interface	CD-4DIOPA
4 E&M trunk interface	CD-4PDTA
8 Dterm + 2 SLT interface	CD-LTA
2 SLT interface	CD-LTB
In-skin Power over Ethernet switching hub	CD-ETIA
In-skin router	CD-RTB

Combination cards

Blade Names

Daughter blade Controlling chassis	PZ- 2BRIA	PZ- 4COTF	PZ- 4LCA	PZ- 8LCE	PZ- 8DLCB
CD-LTA or CD-LTB (Combo)	Yes	Yes	–	–	–
CD-4COTB (PSTN)	–	Yes	–	–	–
CD-4LCA (SLT)	–	–	Yes	Yes	–
CD-8LCA (SLT)	–	–	Yes	Yes	–
CD-8DLCA (Digital)	–	–	–	–	Yes
CD-16DLCA (Digital)	–	–	–	–	–
CD-2BRIA	Yes	–	–	–	–

Example: CD-LTA can have
a **PZ-2BRIA** daughter board or a **PZ-4COTF** daughter board mounted

Agenda

Installation options



- System mounting
- Patch panel
- Battery backup

System options

Networking interfaces

Trunk interfaces

Extension interfaces

System expansion

Project Navigator

Project Information
Order Definition
Project Reports

System1 [1]

System Information
Platform
Terminals
SV8100 Desktop Suite
Mobile@Net
System
Business Connect
Non Configured
System Reports
Shelf Layout

Installation Options

Wall Mount
0
None
1

? System Mounting Option
? 24 Port Patch Panel
? Battery Backup
? Battery Sets Per Backup Option

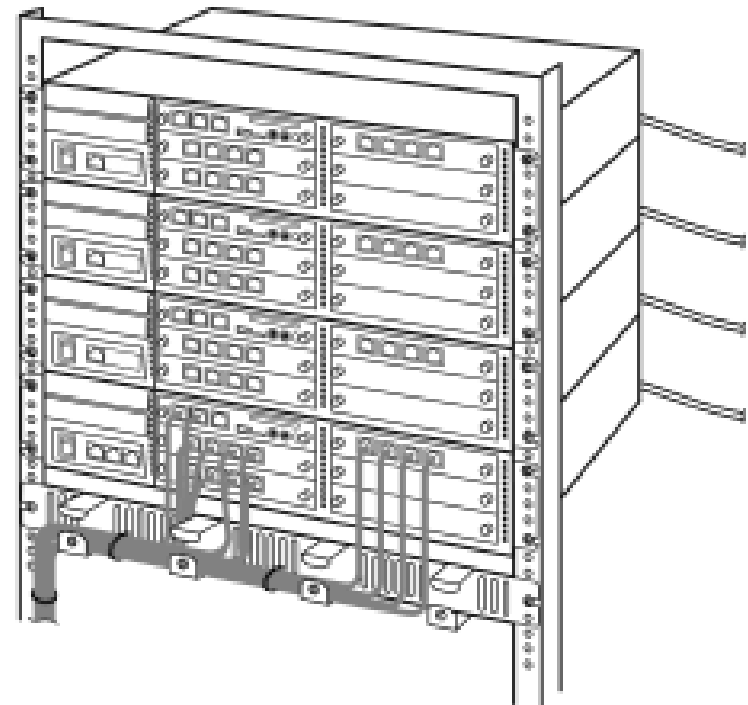
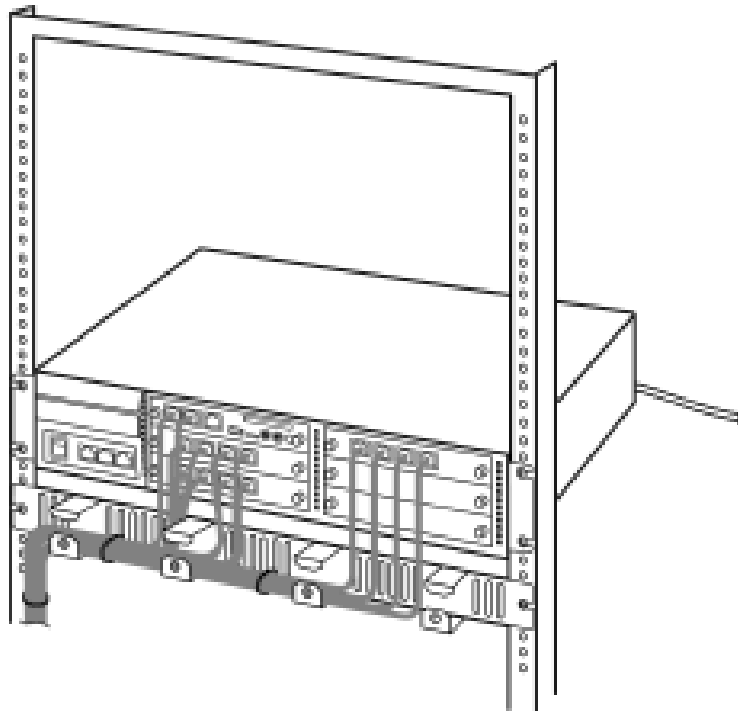
R2: Chassis type can be changed from 19" to 9.5" (no mounting options)

System mounting

Options

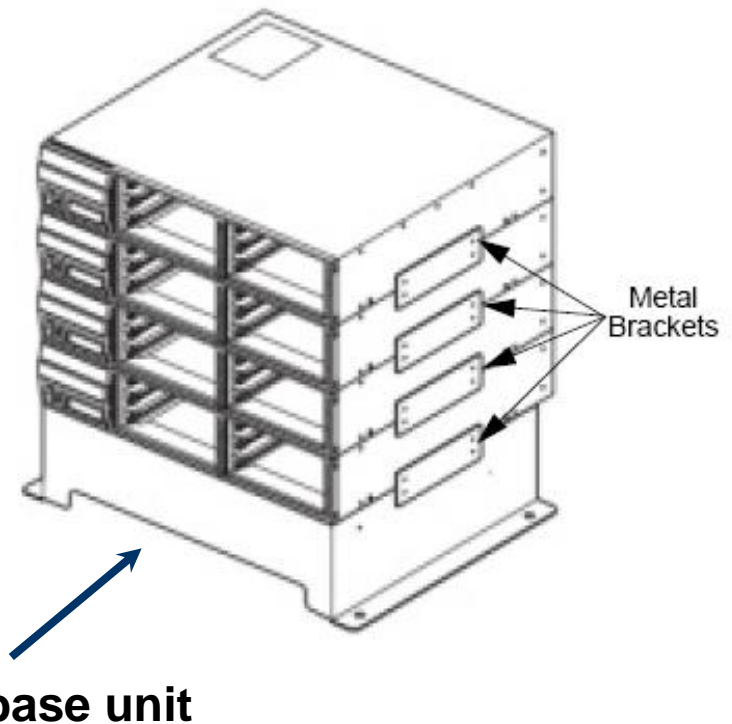
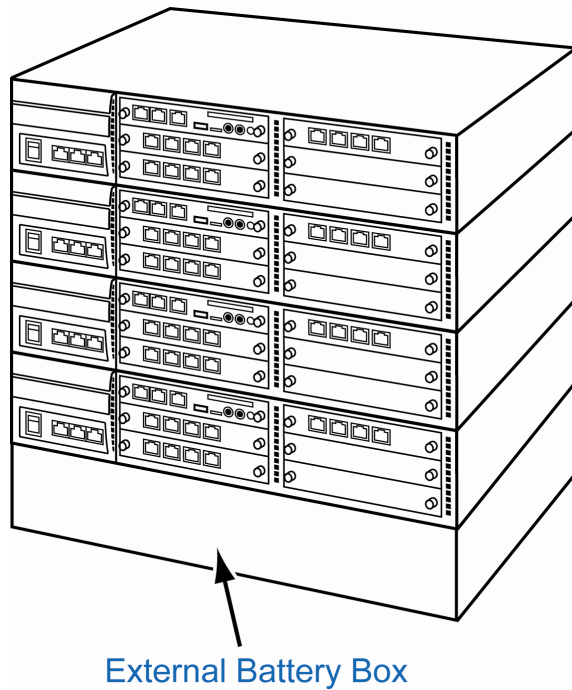
- None
 - Prophix terms
 - No mount kit
- Rack mount
 - CH2U Rack mount kit (default)
- Floor stand
 - CHS Base unit
 - CHS2U Joint bracket kit
- Wall mount
 - CHS1U/2U Wall mount kit

SV8100 HW manual mentions more mounting options



Consists of:

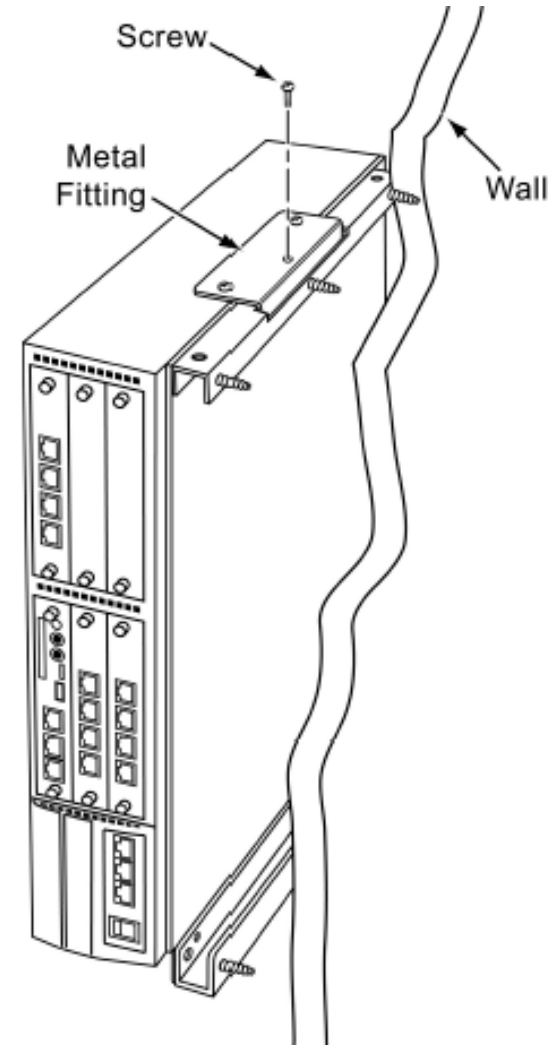
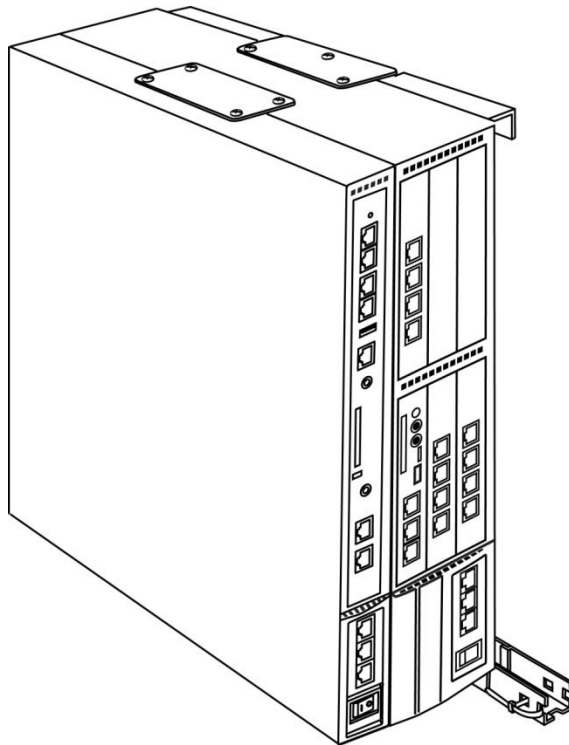
- CHS Base unit
- CHS2U Joint metal bracket kit



Wall mount

Mounting

Ensure the wall can support total weight

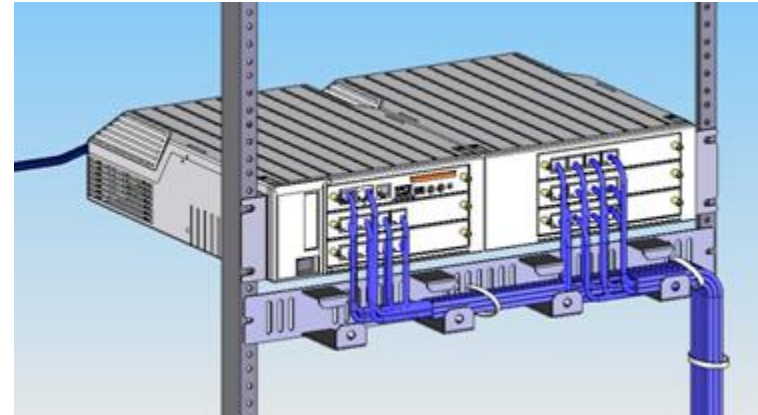


Patch panel

Option

24 port patch panel:

- RJ21 → 6x RJ61 cable (4.5 meter)



From SV8100 boards

- 6x physical RJ45 connector
- RJ61 wiring applied

To patch panel

- 1x RJ21 connector
- 50 wires / pins
- Connected to patch panel

From patch panel

- Physical connectors to individual phones and trunks



Note: ISDN PRI blades does not use RJ61

Power consumption

Two types of power factors exist:

- Board power factor
- Terminal power factor

Use power factor to determine upper limit for 1 chassis

Board Power Factor

Total = <7	
Item	Power Factor
CD-CP00	1
CD-RTB	2
CD-VM00	2
CD-ETIA	2
CD-PVAA	1
PZ-32IPLA	1
PZ-64IPLA	2
PZ-128IPLA	2

Terminal Power Factor

19 inch Chassis = <80	
Item	Power Factor
DTL-24D-1 TEL	1
DTL-8LD-1 TEL	1.5
BHA-L Unit	2
ADA-L UNIT	2
APR-L UNIT	2
BCH-L (BK) UNIT	2
Power Save Adapter	1
8LK-L UNIT	0
DCL-60-1 CONSOLE	2
ITL-320C-1 TEL	6
ITL-24D-1 TEL	4
ITL-2E-1 TEL	4
ITL-6DE-1 TEL	4
SLT	1
PGD(2)-U10 ADP	2
SLT Adapter	5


Backup battery

Battery on **CPU blade**:

- Retains clock, calendar, last nr redial buffers for each station during CPU power loss
- Settings retained for **3 years** (fully charged battery)

Internal battery into SV8100 chassis:

- Keeps 1 chassis / 24 terminals running for about 10 min
- Short-term survivability in case of mains power failure
- Per chassis maximal 1 internal battery
- 2 batteries into CHS2U battery mgt kit
- Means: $2 \times 12 \text{ VDC} / 2.3 \text{ Ah} = 24 \text{ VDC} / 2.3 \text{ Ah}$

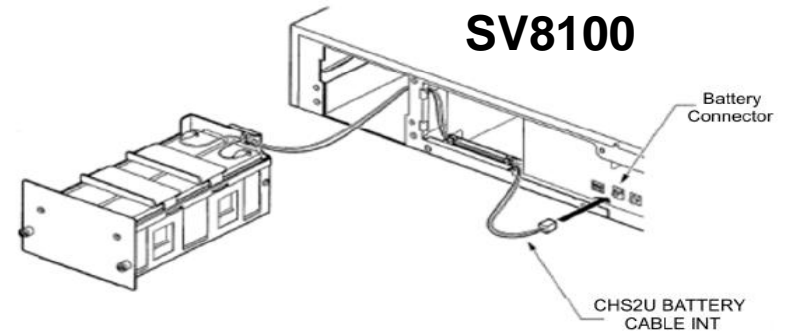
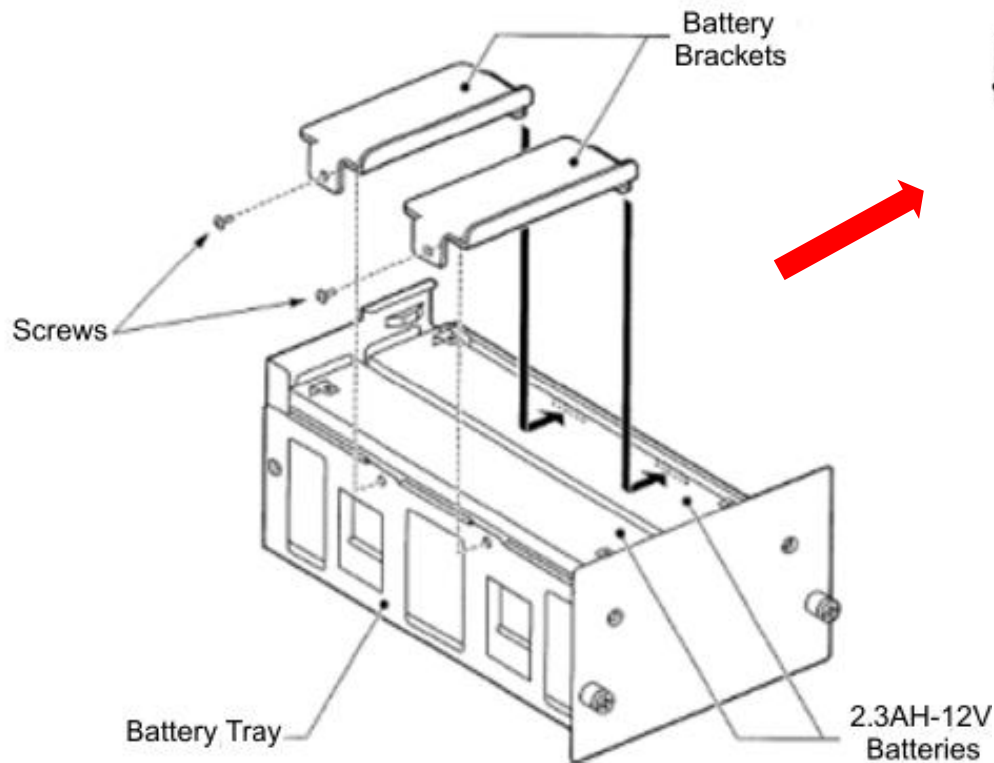


Note:

- Battery life time influenced by often power failing, location temperature, etc. Advise: Replace batteries every 3 years
- An alarm is raised when the batteries are failing

Internal backup battery

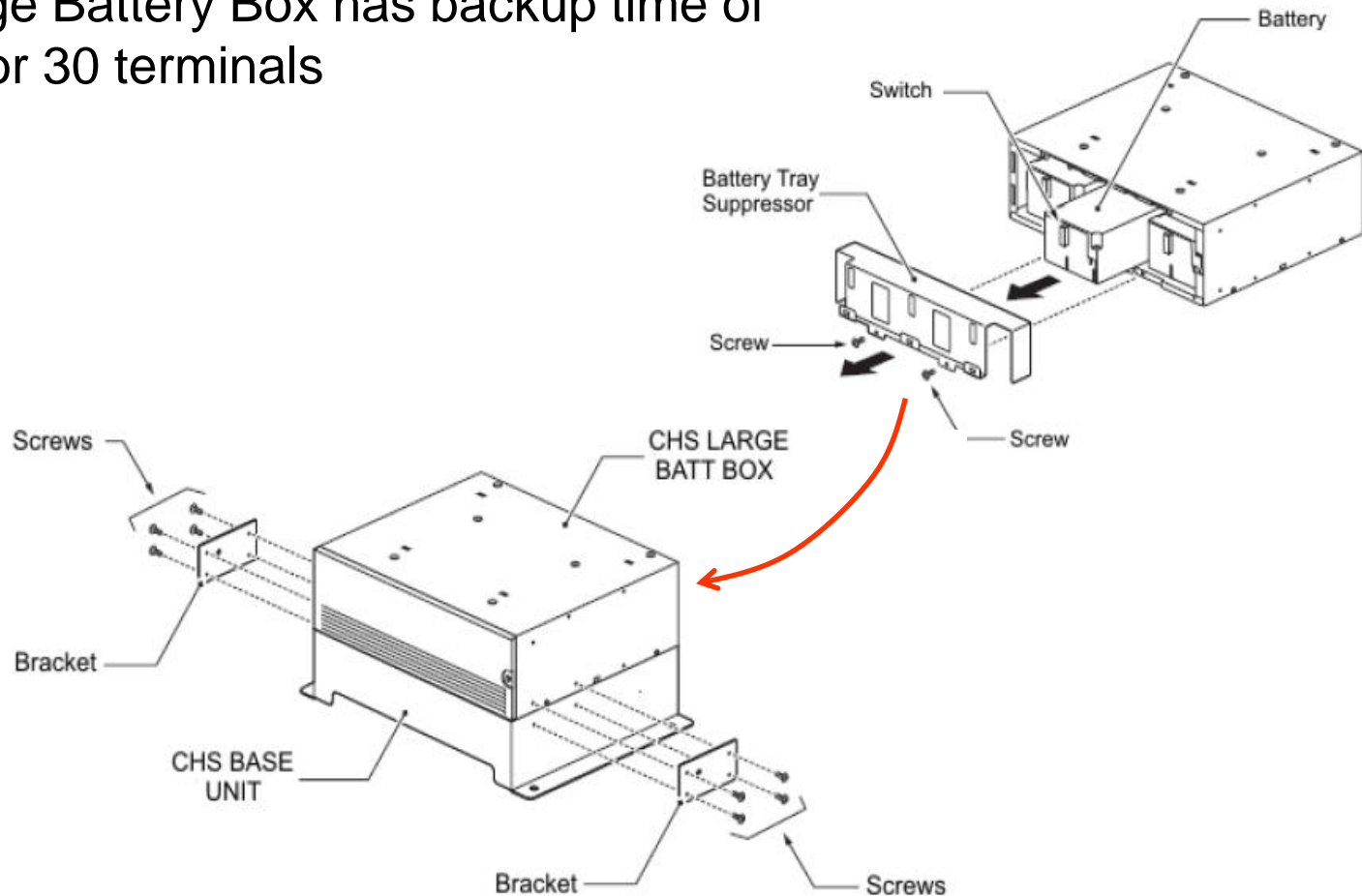
Short term backup:



- Connect battery cables to batteries
- Connect CHS2U battery cable to battery connector
- Install CHS2U battery mgt kit into CHS2U

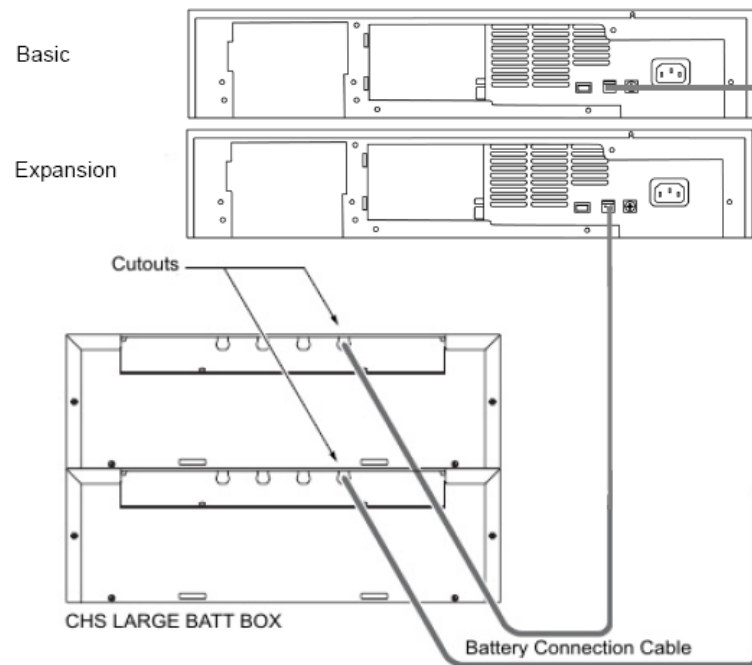
External backup battery

- Optional, locally procured source
- Provides power in event of power failure
- CHS Large Battery Box has backup time of 3 hours for 30 terminals



External backup battery

- Complete installation described
- in HW manual



Configuration	Battery Capacity (Number of Batteries)	Number of CHS LARGE BATT BOX
SV8100		
2U x 1	21AH (=3 sets of [2x12V-7AH])	1
2U x 2	42AH (=6 sets of [2x12V-7AH])	2
2U x 3	63AH (=9 sets of [2x12V-7AH])	3
2U x 4	84AH (=12 sets of [2x12V-7AH])	4

One CHS LARGE BATT BOX can be used for 4 x 2U chassis for approximately 45 minutes.

Agenda

Installation options

System options

Networking interfaces

Trunk interfaces

Extension interfaces

System expansion




- IP gateway resources
- **System options**
- Embedded applications
- Auxiliary interfaces
- External application interfaces
- In-skin network components

The screenshot displays the NEC software interface. On the left, the 'Project Navigator' pane shows a tree structure with 'System1 [1]' selected. Under 'System1 [1]', the 'System' option is highlighted. The main workspace on the right shows the 'System Options' tab selected, which is circled in red. This tab contains several sections: 'IP Gateway Resources' with two input fields (both containing '0') and two informational rows; 'System Options'; 'Embedded Applications'; 'Auxiliary Interfaces'; 'External Application Interfaces'; and 'In-Skin Network Components'.

Extension Interfaces	Trunk Interfaces	Networking Interfaces	System Options	Installation Options
IP Gateway Resources				
<input type="text" value="0"/>			IP Gateway Resources for Primary Node	
<input type="text" value="0"/>			IP Gateway Resources for Secondary Node	
System Options				
Embedded Applications				
Auxiliary Interfaces				
External Application Interfaces				
In-Skin Network Components				

IP gateway



IP gateway

Daughterboard on CPU blade


- PZ-32IPLA: 32 channels
- PZ-64IPLA: 64 channels
- PZ-128IPLA: 128 channels

Only 1 IPLA per CPU blade

- Ethernet interface via CPU blade
- No upgrade possible

Max # simultaneous trunks

- Pure IP → 128 trunks
- IP & TDM → 200 trunks
- Someone can program more trunks but assign the IPLA channels not exclusive, so creating a **pool** with blocking chance



IP gateway

Required for:

- Calls between IP phones and TDM phones (not for TDM to ISDN trunk)
- Calls to and from IP trunks
- K-CCIS, NetLink
- IP Feature Networking / AspireNet (VoIP)

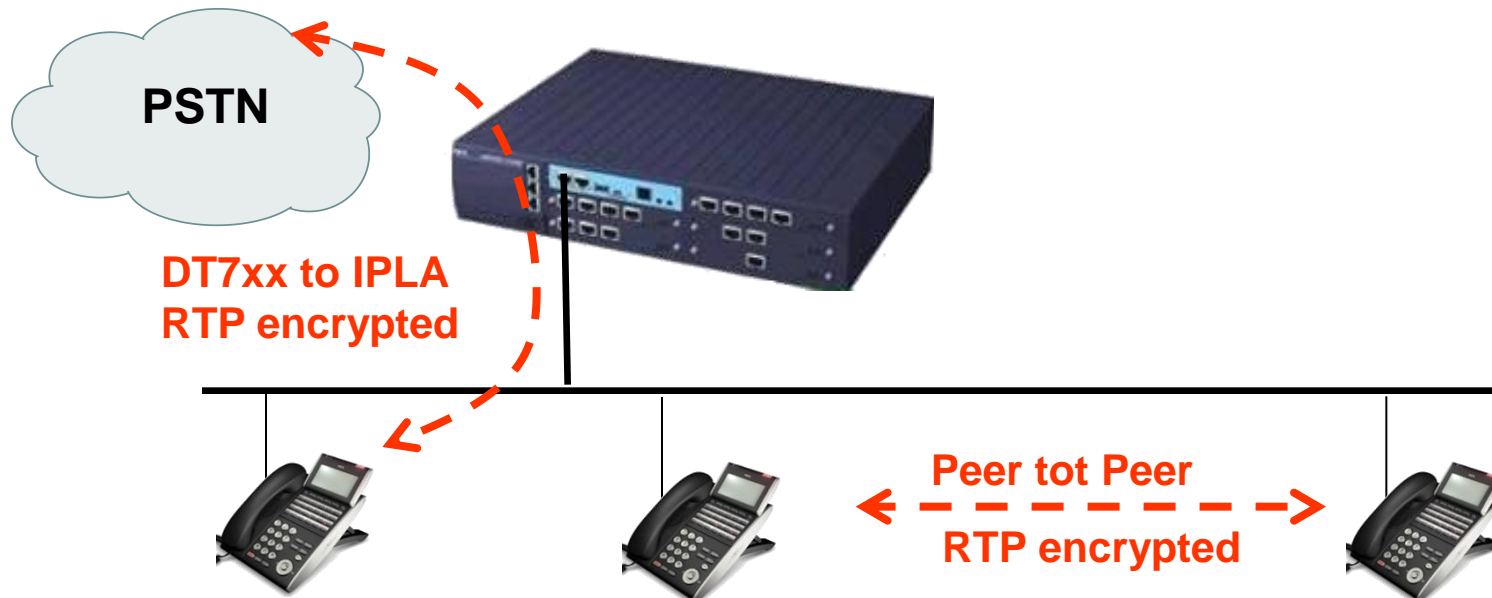
Supported **codecs**:

- G711
- G722, G723.1, G726, G729ab
- G3 Fax
- iLBC (Internet Low Bitrate Codec, freeware)
- T.38 support (from r4 on)
- G.723.1 without encryption → 24 / 48 / 96 (iso 32 / 64 / 128)
G.723.1 with encryption → 16 / 32 / 64
Other codec with encryption → 24 / 48 / 96

IP gateway

Secure RTP on DT7x0 phones:

- Encryption of voice and signalling (128bit AES)
- Joint feature between IPLA and DT7x0 (V2.2.1 firmware)
- Encryption to SV8100 or peer to peer between DT7x0's
- User can see if in secure speech mode: key present on DT7x0 display
- Not possible to listen to conversation by capturing packets on network
- Encryption license in SV8100



IP gateway

- Profix automatically generates required IP gateway channels
- Professional users can decide to deviate from standard calculations or anticipate on future enhancements

Example:

- SV8100-1: 34 channels = PZ-64IPLA
- SV8100-2: 12 channels = PZ-32IPLA

Extension Interfaces	Trunk Interfaces	Networking Interfaces	System Options
IP Gateway Resources			
	34	?	IP Gateway Resources for Primary Node
	12	?	IP Gateway Resources for Secondary Node

- Required # channels is based on (common platform) Erlang calculations:
 - 0.09 Erlang external traffic, 0.06 Erlang Internal traffic
 - 0.02 Erlang feature traffic per user; 0.105 intra-node traffic
 - 0.02 Network traffic, 0.5% blocking probability

IP ports


O&M NIC port (10/100M) is built-in on CPU blade:

- Linked with LAN / WAN to work with PCPro, SMDR, OA, etc.

IPLA has VoIP NIC port with Gigabit Ethernet:

- Linked with LAN / WAN for control signaling and voice signaling (RTP) for IP terminals

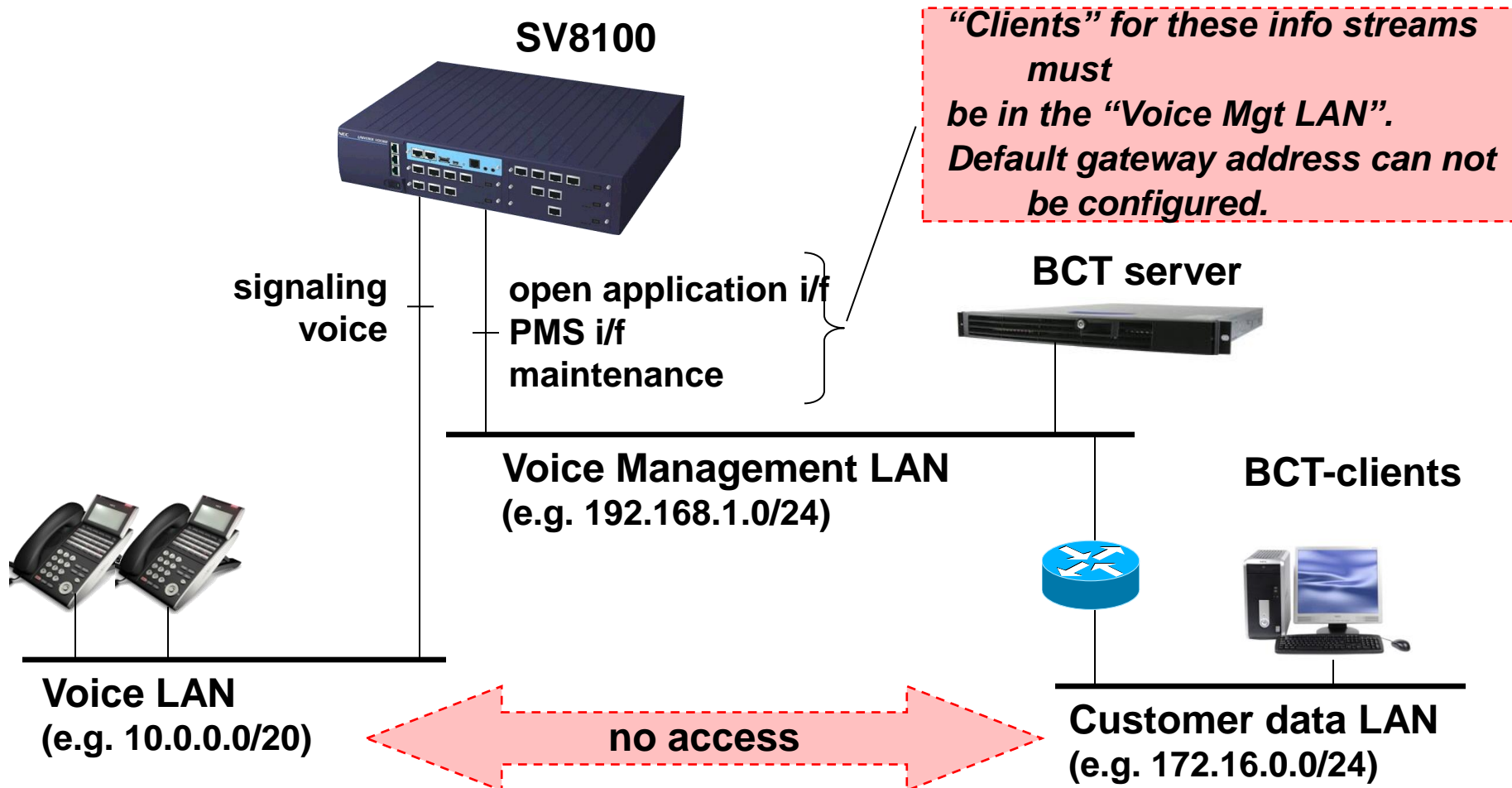
Management and speech on different ports



LED	Function	LED Status	Operation Status
Link 10/100 (LED 1)	10Base-T/100Base-TX link speed indicator	On Red	100Base-TX link up
LINK 1000 (LED2)	1000Base-T link speed indicator	On Red	1000Base-T link up
DUPLEX (LED3)	Duplex Status	On Yellow	Full duplex operation
ACT (LED4)	Link activity or data transmission and reception	On Green	Link up completed

IP ports

Separate (V)LANs for voice and management → improved security



Fax messages

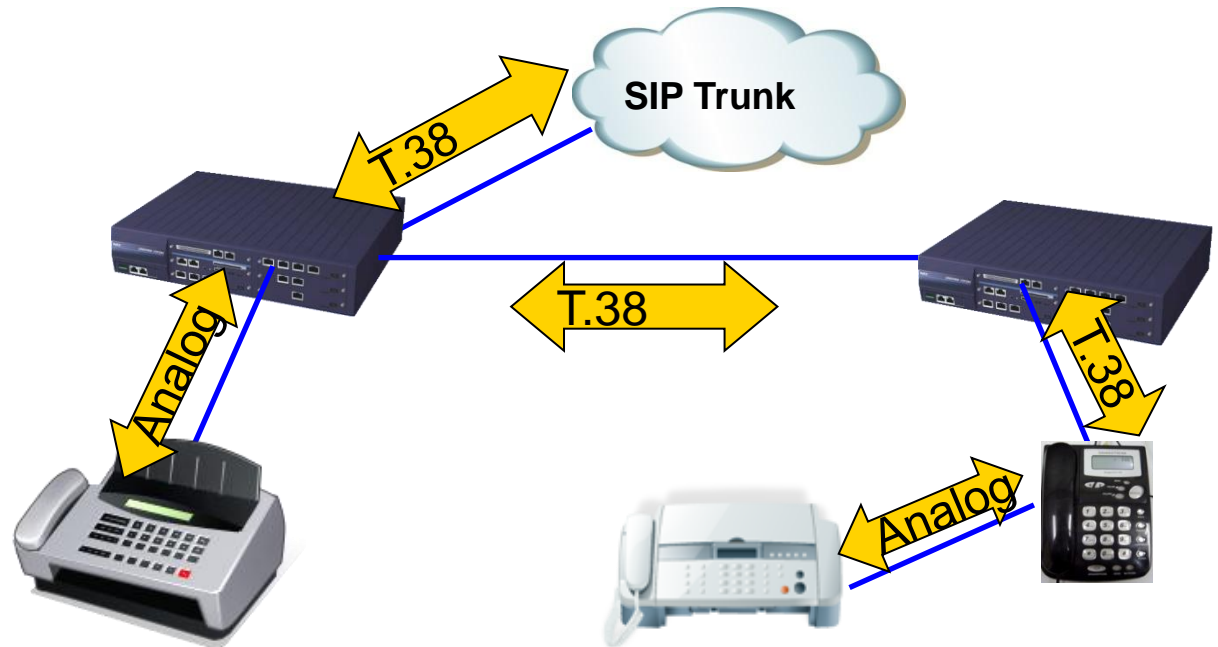
- Fax can be sent to DT330+APR-L (connected to fax machine)
- SV8100 supports G4 faxes but only if:
 - They are an ISDN fax on an S0 bus and
 - The lines are ISDN, because G4 is an ISDN fax protocol
- T.38 support (From r4 on)
- No other limitations in fax / modem calls across Netlink or IP FeatureNet
- Fax can be sent to InMail:
 - Fax detection and transfer to fax machine
 - This is G3 if it is forwarded to an analogue fax machine
- UM8000 Unified Messaging integrates fax, voice, video and e-mails:
 - Detects fax tone and automatically transfers to fax machine



SIP: Fax Over IP (T38 Support)

Supported on:

- SIP Extension
- SIP Trunk
- Netlink
- FeatureNet
- Kccis



Required License:

- LK-SYS-SIPT38-LIC (Fax Over IP License BE110213)

peer to peer Video over IP

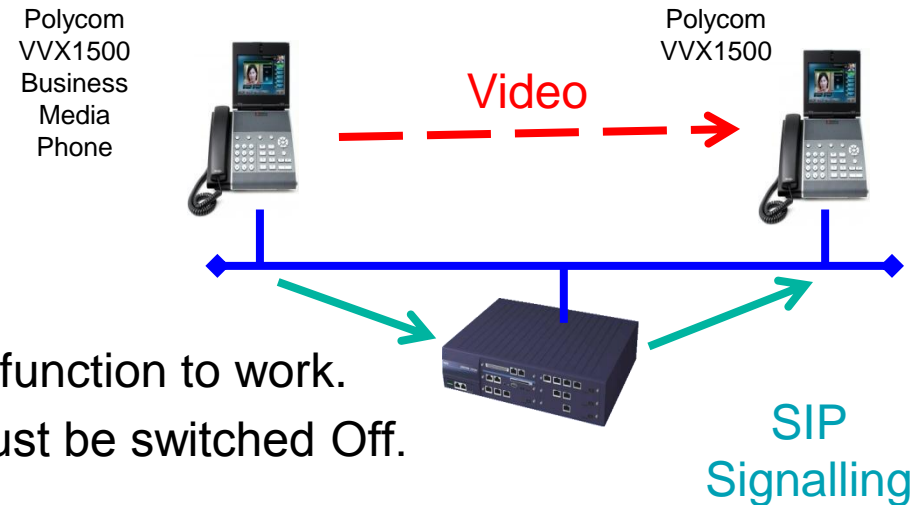
- SV8100 passes request for video codec to the video device.
- Video compatibility is the responsibility of the devices as the SV8100 makes no changes to the video data.
 - Interoperability should work when video devices support same codecs, for example Polycom VVX1500 and X-Lite have been successfully linked.

Note :

- P2P SIP must be turned On for this function to work.
- For app's such as BCT, P2P SIP must be switched Off.

Required License:

- LK-SYS-SIPVIDEO-LIC (Video Over IP License BE110214)



Agenda

■ Installation options

■ **System options**

■ Networking interfaces

■ Trunk interfaces

■ Extension interfaces

■ System expansion



- IP gateway resources
- **System options**
- Embedded applications
- Auxiliary interfaces
- External application interfaces
- In-skin network components



System options

Remote upgrade:

- Enable it if remote software upgrade for the system should be supported
- Prophix assures the required **memory** (PZ-ME5) will be available in the system

Integrated modem:

- Enable it if an integrated modem for dial-in over analogue line is required
- Prophix assures the required modem supporting **card** (PZ-VM21) will be available in the system

System Options		
<input type="checkbox"/>		Remote Upgrade Enabled
<input type="checkbox"/>		Integrated Modem

Empowered by Innovation

NEC